

RAIL MEASURING TECHNOLOGY
WHEN ACCURATE MEASUREMENTS MATTER



RM-RP Rail Profiler
Transverse rail profile measuring system for measuring rail profile and wear.
Suitable for mounting on trains, road-rail vehicles and trolleys.

Product description:

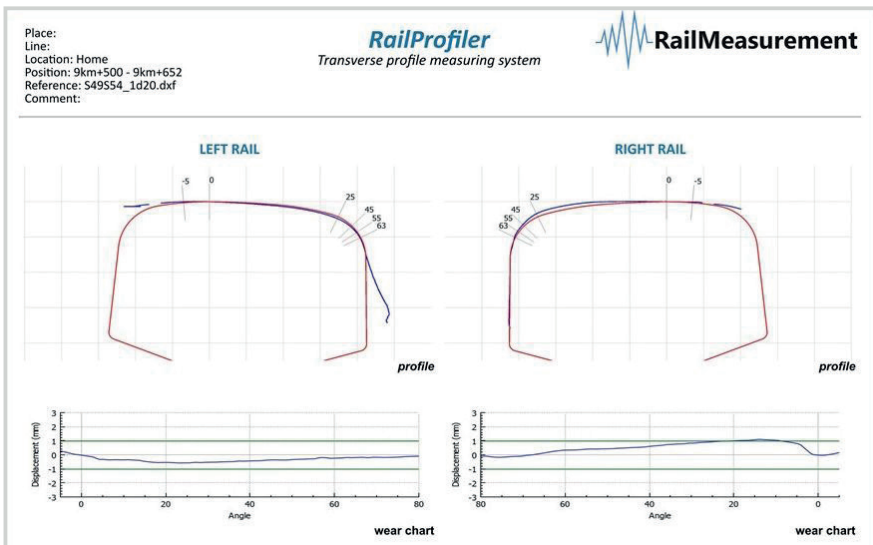
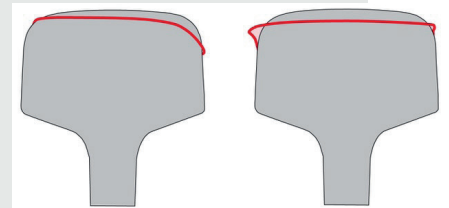
Wheel-Rail contact can cause for significant wear and deformation of the rail transverse profile. Knowing the rail wear and shape condition is crucial as it is related to one of the key safety aspects of a Railway. The RailProfiler RP is a compact and easy to install high precision optical based measuring device which obtains transverse profile measurements of rails. The RailProfiler can be fitted to trains, road rail vehicles and trolleys and can be used on various track gauges (standard, narrow or wide gauge).

Applications:

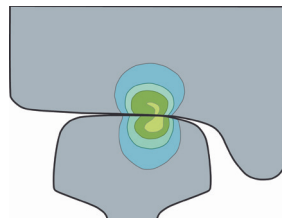
- Monitoring of rail quality
- Detection of wear and deformation
- Assessment of mobile rail treatment results e.g. rail grinding and milling

Main characteristics:

- Measurements that are highly accurate and repeatable
- Relatively simple installation and setup
- Contact measurement system using inertial sensors
- Suitable for any track gauge
- User-friendly software for acquisition and review of measurement data
- Operation through notebook or tablet-pc
- Robust yet light weight design
- Extensive product support



Measured rail transverse profiles overlaid with target/reference profiles, alignment as per EN13231-2 2020 or equivalent requirements



TECHNICAL DATA RP		
Interval at which data are saved	2 - 40 mm	Depending on speed
Measuring speed	1 - 50 kph	
Environment temperature	-20 to +60 degrees	
Accuracy	+/- 0.1 mm	
Laser	Class 3B	Blue laser
Output compatibility	EN 13231-2 2020 and equivalents	
Rail Profiles	Any	Based on customer supply
Requirements	220VAC 50Hz or 24V	
Approvals	Approved for use on Deutsche Bahn (DBAG)	